


ELISA Workcell

Automated ELISA Sample Preparation

This unique, easy-to-use and flexible workcell with automated pipettor, reagent dispenser and microplate washer enables you to perform complete ELISA sample preparation for your reader.

The ELISA Workcell is a unique, compact workcell designed to automate ELISAs. The workcell distributes samples from source plates into assay plates and, if needed, can perform serial dilutions on the assay plate. It then transfers all the required reagent solutions to the assay plate and washes the unbound reagents from the plate.

The workcell is modular and can be configured to meet your needs. The SOLO automated pipettor is available with 4, 6, 8, 10 or 12 microplate nest positions. Add a PlateCraneEX robotic arm with random access microplate hotels for hours of hands-free processing, including passing plates to your reader.



ELISA Workcell

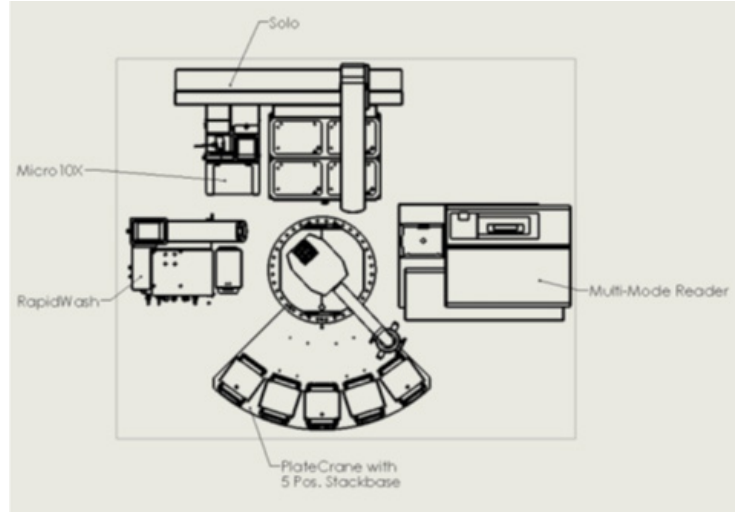
ELISA Workcell

The compact system automates and simplifies the process, saving both time and manual variability.


- **Automated** - Pipetting of sample and precious reagents
- **Complete** - Bulk dispensing of reagents and plate washing
- **Robust** - Sufficient deck capacity to hold a sample source plate or tube rack, a preliminary dilution plate, a rack of disposable tips and a set of reagent reservoirs
- **Walk-Away** - No plate handling is necessary during the entire ELISA process, but is optional for additional capacity and unattended run time

Features

- Compatible with a wide range of 96 or 384-well microplates, vials and reservoirs
- Single, 8 or 12 channel pipette heads
- Volumes of 1ul to 200ul for multi-tip heads
- Easily fits in a standard hood
- Fully compatible with robot loading systems or can be used as a stand alone unit
- Plate stacker upgrade available for unparalleled flexibility and high throughput
- Easy-to-use SOLOsoft control software for simple programming of pipetting steps
- Pre-designed protocols integrated with SoftLinX, Hudson’s powerful integration environment



Fully-Automated ELISA Workcell with Integrated Plate Reader and PlateCrane Robot Arm



As an alternative to the SOLO-based ELISA configuration, LabLinX can be used as a rapid plate conveyor system to pre-process ELISA plates for coating, blocking and reagent addition. In addition, for ELISA systems that need higher throughput and can trade off some flexibility, LabLinX-based ELISA systems can provide higher throughput.

SPECIFICATIONS

Dispensing:	Single channel - 1ul to 10 ml; optional pump assembly for bulk dispensing 8 & 12 channel - 1-20 ul pipette head; 10-200ul pipette head
Plate Capacity:	4, 6, 8, 10, 12 deck positions
Plate Format:	SBS footprint; 96-, 384- shallow-well and deep-well; inquire for custom nests
Spill Protection:	All electronics protected by solid, non-penetrated cover
Plate Gripper Mechanism Horizontal Travel / Vertical Stroke:	x=18.55"; y=9.57"; z=3.09"
Computer Interface:	RS-232 serial cable
Options:	<ul style="list-style-type: none"> • Integrated robotic arm • Shaker nest, heating/cooling nests, 96 & 384 well plate magnets • Integrated bulk reagent dispensing

© Copyright 2019. Hudson Robotics, Inc. All rights reserved.
The trademarks mentioned herein are the property of Hudson Robotics or their respective owners. 001719.1