


# Myelotracker<sup>®</sup> kit



## The peptide probe redefining neutrophil research

- Innovative Peptide-Based Technology
- Cross-Species Marker
- Proven in Inflammatory Models
- Does not activate neutrophils
- A Tool for Immunology & Inflammation Research

# MYELOTRACKER® KIT

Myelotracker is a marker of neutrophil lactoferrin. Lactoferrin is a major protein stored in neutrophil-specific granules. By targeting lactoferrin, Myelotracker enables detection of neutrophils.

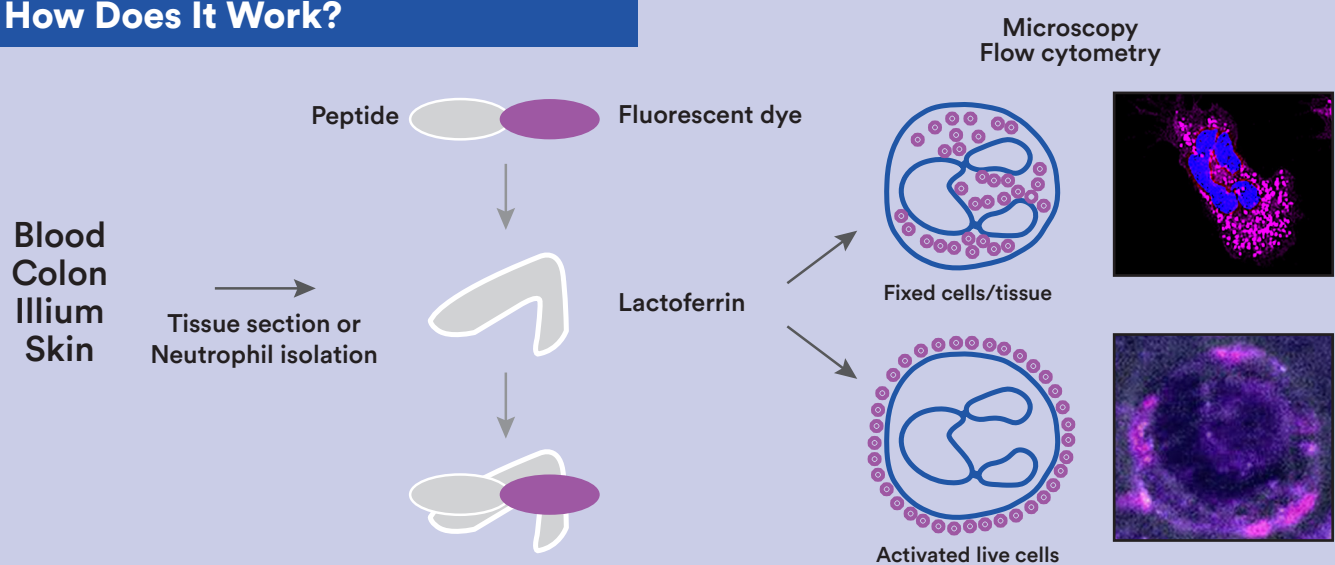
**Validated in Multiple Species:** Efficient labeling of neutrophils demonstrated in human, mouse, rabbit, and cobaye samples.

**Non-activating:** Does not trigger neutrophil activation, preserving their natural physiological state.

**Dual Applications:** Allows the detection of intracellular granules in fixed samples as well as extracellular lactoferrin released during neutrophil activation

**Versatile:** Compatible with tissue imaging, flow cytometry, in vitro assays, and inflammation/infection models.

## How Does It Work?



Assay validation data: [tech@bertin-bioreagent.com](mailto:tech@bertin-bioreagent.com) or ask your local distributor

## Cross-Species Marker

The myelotracker kit has been validated on tissues from:



Human



Guinea pig



Rabbit

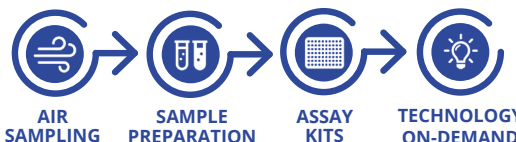


Mouse

## Available Formats

- Myelotracker-Cy3 Ref. No: D05888 10µg
- Myelotracker-Cy5 Ref. No: D05889 10µg

Discover our comprehensive range of solutions



Bertin Technologies S.A.S • Parc d'Activités du Pas du Lac • 10 bis, avenue Ampère, 78180 Montigny Le Bretonneux, France  
[www.bertin-technologies.com](http://www.bertin-technologies.com)

EU webstore: [bertin-bioreagent.com](http://bertin-bioreagent.com) | US webstore: [bertin-corp.com](http://bertin-corp.com)